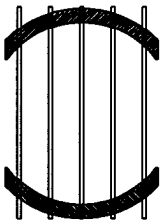


PRO-ECO-LITE™ Headwall Security Grid Accessories

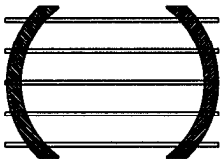
All Security Grids are interchangeable between Fixed Spigot and EXPORT™ Headwalls

U.S. and Canadian Patent Pending

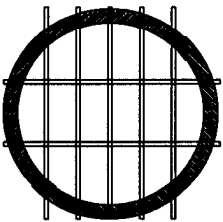
cadfile: hdwlls/handouts/Secgrid.dwg
Date: Jan 04/01 REV#2 Aug 18/02
Dwg by: Don Quin
Dwg Units: Inches Scale: N.T.S



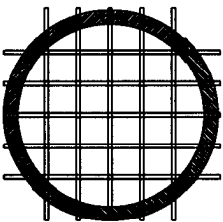
Horizontal (sgh)



Vertical (sgh)



Master
Municipal (2 x sgh)



Anti
Beaver (2 x sgh)

Notes

All S/S Fasteners supplied with security grids
S/S Fastener Inserts supplied in all Headwalls
Grid collar chemical resistant high impact UHMW
Rods all putruded reinforced composite— fire retardant.

Installation:

For horizontal or vertical use one sgh set.
Rotate sgh to orientation needed.
For municipal use two sets of sgh.
Rotate each set 90 degrees to each other before installing. For 9" spacing remove alternate rod from one sgh set. This will accommodate municipal open grid size. To accommodate 9" spacing remove alternating rods by removing set screws on back side.
For beaver grid use two sets of sgh.
Rotate each set 90 degrees to each other before fastening.

Ordering:

200 to 300mm(8-10") pipe size order 3sgh
375 to 600mm (15-24") pipe order as 6sgh
750 to 900mm (30- 36") pipe order as 9sgh
1000 to 1200mm (40-48") pipe order as 12sgh
1400 to 1600mm(55-63") pipe size order 16sgh
1800 to 2000mm (71-79") pipe order as 20sgh

*** Remember order two sets for municipal
and beaver security grids.